



Auto Contour  
Handset Lockout  
Homecare/LTC



Our Floorline i is an excellent solution for both hospitals and long-term care facilities. It features standard bed positions, an auto contour button for cardiac positioning and a variety of optional accessories to accommodate multiple patient requirements.

**Clinical and Patient Benefits**

The Floorline i floor level bed lowers to a distance of 10cm/4" from the floor and a working height of up to 80cm/31.5". This makes it an ideal option for facilities with high-risk fall patients. Because the Floorline i is only 10cm from the floor, the patient rolls out of the bed instead of falling, avoiding the dangerous and costly implications associated with a fall. In addition, the need for extra monitoring of these at risk patients is greatly decreased, adding overall savings to the facility itself.

**Optimal Features**

The Floorline i features standard positions such as Trendelenburg, reverse Trendelenburg and cardiac positioning. With a full assortment of accessories, an easy-to-use handset that

features a lock-out key, and durable LINAK electronics, the Floorline i promotes both patient and caregiver safety.

**Quality**

Our products are designed and manufactured to meet all the requirements of relevant standards. At every stage of the development process, every single product is given extensive attention in design, development and manufacturing. This means that a user of this product feels confident with its reliability and the caregiver feels confident with its safety.

**HUMAN CARE SWEDEN (HQ)**

Årstaängsvägen 21B  
117 43 Stockholm  
Phone:- +46 8 665 35 00  
Fax:- +46 8 665 35 10  
info.se@humancaregroup.com

**HUMAN CARE AUSTRALIA**

Unit 4, 49 Bertie Street  
Port Melbourne, VIC 3207  
Phone : +61 1300 132 736  
Fax : + 61 (03) 9645 4954  
info.au@humancaregroup.com

**HUMAN CARE CANADA**

10-155 Colonnade Road  
Ottawa, ON K2E 7K1  
Phone: +613.723.6734  
Fax: +613.723.1058  
info.ca@humancaregroup.com

**HUMAN CARE NEDERLAND**

Elspeterweg 124  
8076 PA Vierhouten  
Phone: +31 577 412 171  
Fax: +31 577 412 170  
info.nl@humancaregroup.com

**HUMAN CARE UNITED STATES**

8006 Cameron Road, Suite K  
Austin, TX 78754  
Phone: +512.476.7199  
Fax: +512.476.7190  
info.us@humancaregroup.com

## Accessories



**IV Pole**  
Adjustable height. Can be mounted on either end of bed. Maximum SWL 7kg/15.4lb. Part no. IVP



**Care Assist Rail**  
Designed to assist patients safely in and out of a bed. Ergonomic design. Part no. 90702



**Extension Kit**  
Extends bed by 17.5cm/7" for taller patients. Part no. 90701



**Handset**  
Five function - included with bed. Part no. 75746  
Handset holder Part no. LC2250, Lock Out Key Part no. 75790



**Self Help Pole**  
Assists patient moving within confines of bed. Maximum SWL 75kg/165.3lb. Part no. 90700



**Side Rails**  
Available in 1/4 size [Part no. 72790], 1/2 size [Part no. 72791], Split 1/2+1/4 size [Part no. 72792], and 3/4 size [Part no. 72793]



**Wall Bumper Bar**  
Protects the head of the bed. Mounted on lower support bracket between wheels. Part no. 90706




**Oxygen Holder**  
Carries C size tank. Attaches to legs. Part no. 90707

## Features



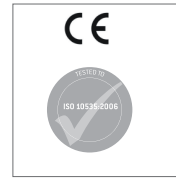
**Push Handle**  
Optional push handle can be mounted on the foot end of the bed for easy operation. Part no. 90708



**Standard Positions**  
Includes auto-contour, backrest, kneebreak, Trendelenburg, reverse Trendelenburg, cardiac.



**Premium Casters**  
One central locking and three steering/directional casters for premium maneuverability.



Manufactured to all relevant standards including IEC 60601-2-52:2009, EN1970:2002, AS/NZS 3200.2.38:2007

## Technical Specifications

Floorline i			
Part no.	90300 (EU), 90301 (AU), 90302 (NA), 90303 (UK)		
Platform Position (Min-Max)	10cm - 80cm / 4" - 31.5"	Overall Bed Length (Standard to Extended with Extension Kit)	232.5cm - 250cm / 91.5" - 98.5"
Platform Dimensions (L x W)	200cm x 90cm / 78.7" x 35.5"	Platform Dimensions with Extension Kit (L x W)	217.5cm x 90.5cm / 85.5" x 35.5"
Sleeping Dimensions (L x W)	200cm x 90cm / 78.7" x 35.5"	Sleeping Dimensions with Extension Kit (L x W)	217.5cm x 90cm / 85.5" x 35.5"
Output Voltage	Max. 24V DC	IP Rating	IPX4
Input Voltage	120V, 60Hz (90404 to 90607), else 230V, 50Hz	Product Weight	150kg / 330lb
Platform Panel Angles	Backrest 70°, Thigh 45°, Knee 110°, Calf 25°, Trendelenburg/Reverse Trendelenburg 18°	Safe Working Load (SWL)	250kg / 550lb
Duty Cycle	2 minutes operation, 18 minutes rest	Maximum User Weight	185kg / 407lb

This product is manufactured in accordance with all relevant ISO standards.



**strack** Patienten- und Pflegebedarf

Strack AG 052 630 31 60  
Ebnatstrasse 125 www.strack.ch  
8200 Schaffhausen info@strack.ch

Learn More About This Product

### Follow Us on Social Media

